

CSW 102: Arts & Crafts End Table

Material List:

- a 8/4 board, either 8" x 24", or 4" x 48" (see **figure 1**)
- a 4/4 board, 7" x 80" (see **figure 2**)
- a 5/4 board, either 7" x 60", or 5" x 80" (see **figure 3**)
- a 4/4 board, either 7" x 30", or 5" x 45" (see **figure 4**)

figure 1: 8/4 board for legs

Depending on the dimension you choose, the board will be cut up as follows:

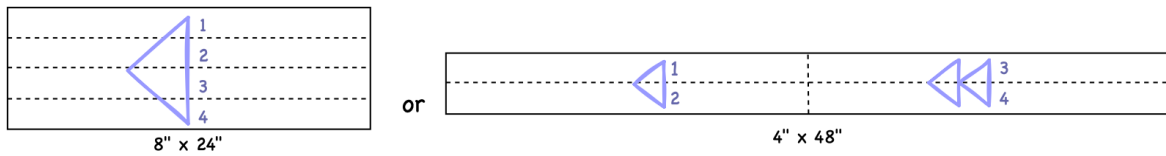


Figure 2: 4/4 board for upper & lower Rails, and side slats

This board will be cut up to provide the side rails and side slats, like so:

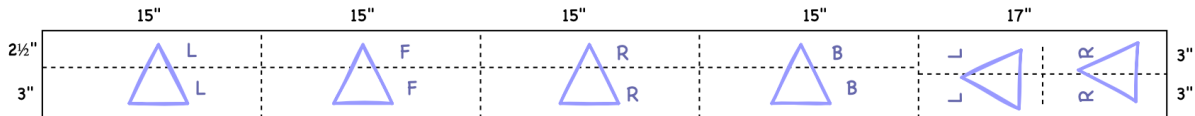


Figure 3: 5/4 board for table top

The table top is a glue-up, so the width of your board also determines the 'look' of your tabletop.

A 7" by 30" board will be cut up to give you a three-board look, while a 5" by 80" board will be cut up to give you a four-board look. See below.

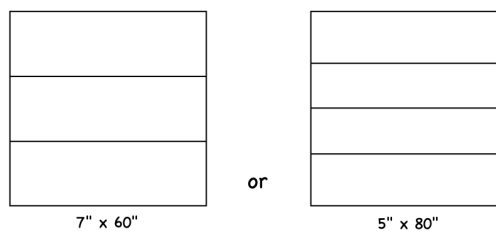


Figure 4: 4/4 board lower shelf

The lower shelf is a glue-ups, so the width of the board also determines the 'look' of your shelf.

